

Vorläufige technische Daten

U_f	1,25	V
I_f	ca. 10	mA

Meß- und Betriebswerte

U_a	8,5	V
U_{g2}	4,5	V
U_{g1}	-2	V
I_a	6	μA
I_{g2}	3,6	μA
S	14	$\mu\text{A/V}$
R_i	8	$\text{M}\Omega$
I_{g1}	3×10^{-15}	A

Als Triode geschaltet

	g_2 an a	
U_{ag2}	10,5	V
U_{g1}	-3	V
I_{a+g2}	200	μA
S	175	$\mu\text{A/V}$
μ	1,8	
I_{g1}	$< 2,5 \times 10^{-13}$	A

Absolute Grenzdaten

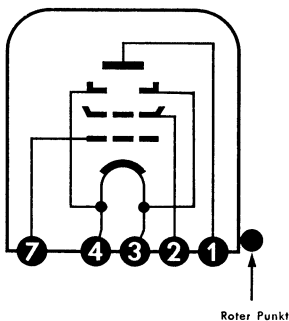
Absolute maximum ratings

U_a	22,5	V
U_{g2}	22,5	V
I_k	300	μA

Kapazitäten

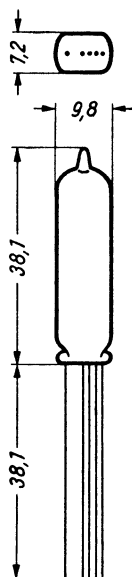
$C_{g1/a}$	0,05	pF
$C_{g1/a+g2}$	2,0	pF
C_e	2,2	pF

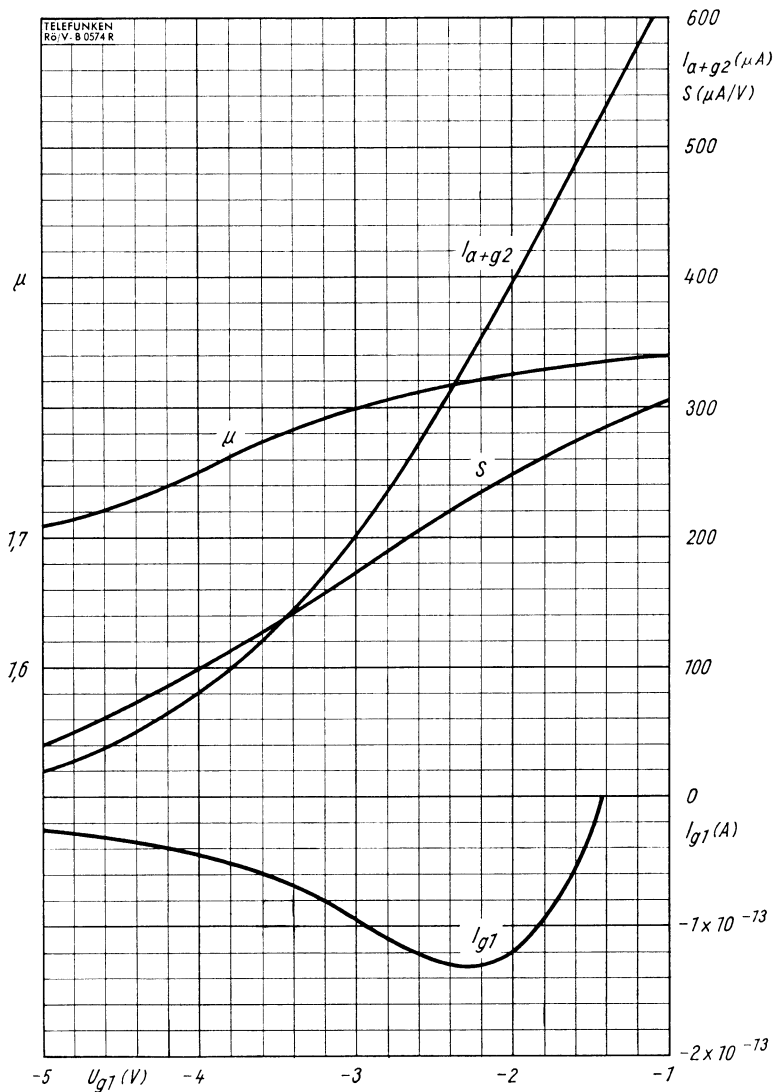
Elektrodenanschlüsse



- Draht 1: a
- Draht 2: g_2
- Draht 3: $+f, g_3$
- Draht 4: $-f, g_3$
- Draht 7: g_1

max. Abmessungen


 Gewicht
max. 3 g

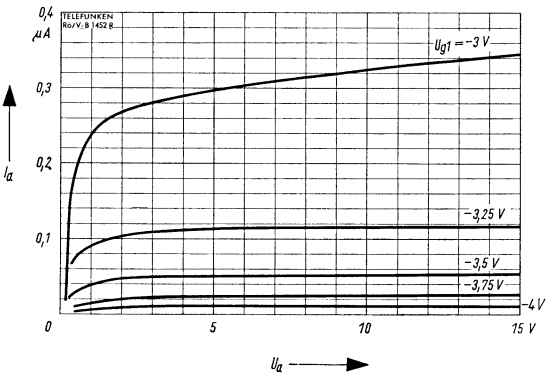
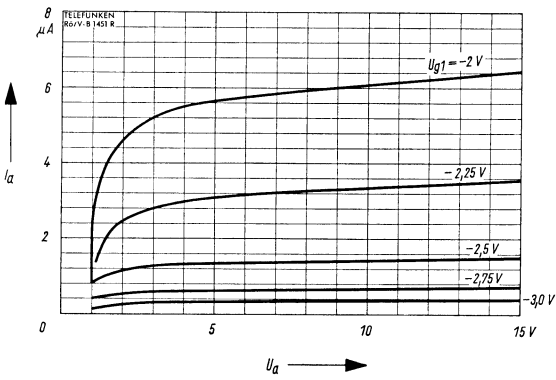
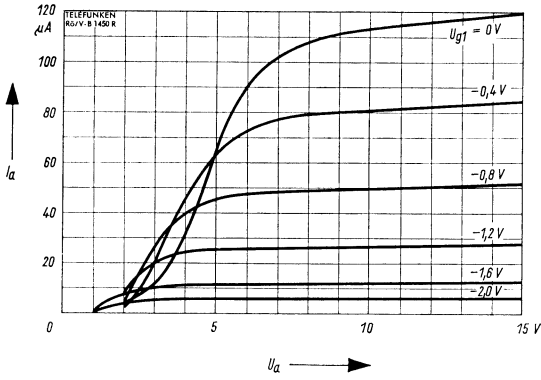


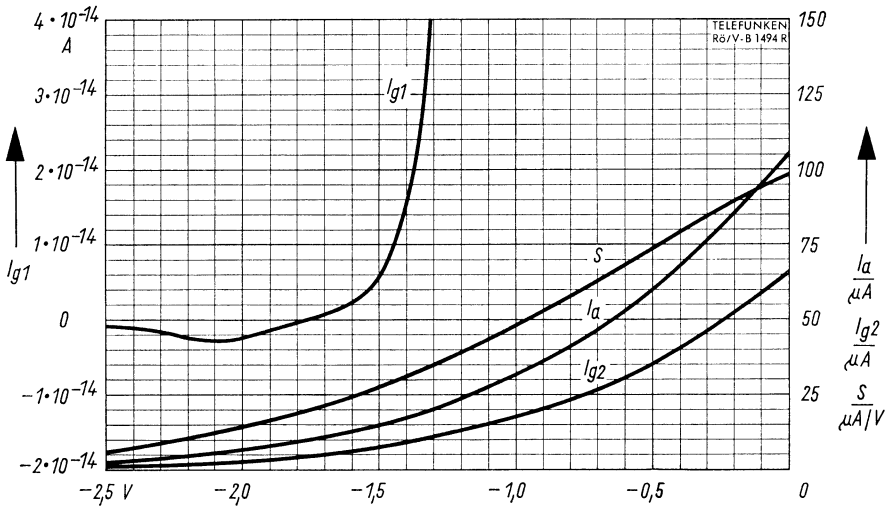
Als Triode geschaltet

$$I_{a+g2}, I_{g1}, S, \mu = f(U_{g1})$$

$$U_{ag2} = 10,5 V$$







$U_{g1} \longrightarrow$
 $I_a, I_{g1}, I_{g2}, S = f(U_{g1})$
 $U_a = 8,5 \text{ V}$
 $U_{g2} = 4,5 \text{ V}$

